

**Recycled Parts Request: 4-DOOR FULL FRAME FORM**

Date: \_\_\_\_\_

To: \_\_\_\_\_

From: \_\_\_\_\_

Contact Person: \_\_\_\_\_

Contact Person: \_\_\_\_\_

Phone #: \_\_\_\_\_

Fax #: \_\_\_\_\_

Year: \_\_\_\_\_

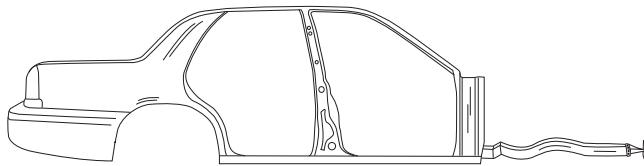
Make: \_\_\_\_\_

Model: \_\_\_\_\_

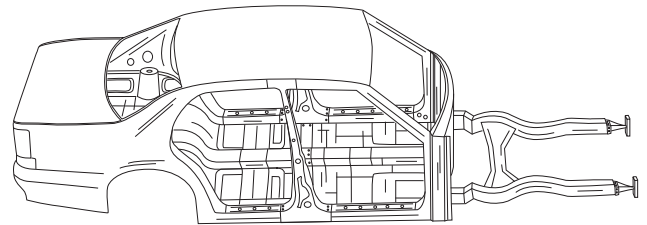
VIN #: \_\_\_\_\_

P.O. #: \_\_\_\_\_

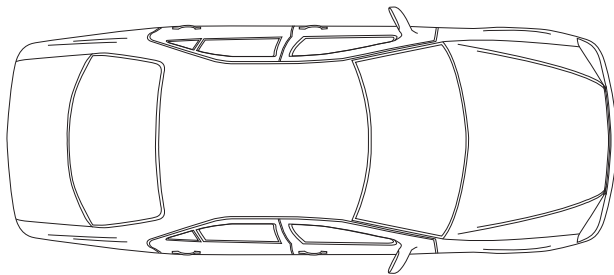
Build Date: \_\_\_\_\_



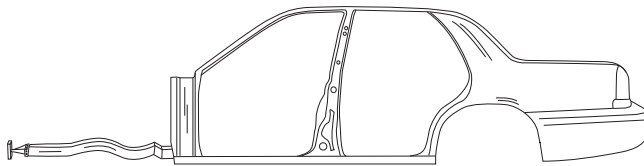
PASSENGER SIDE



Please use the area below for a detail of cut instructions:



TOP VIEW



DRIVER SIDE

Notes:

---

---

---

---

---

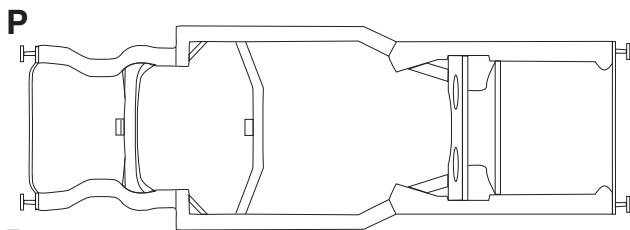
---

---

---

---

---



**D**

TOP VIEW

**P**